

Scaled data based on original data using
LM-79-08 Approved Method: Electrical and Photometric Measurements of Solid-
State Lighting Products

Test Report Prepared for
Cooper Lighting Solutions
(formerly Eaton)

Brand: INVUE

Report Number: P162314

Luminaire Tested: **EMM-F01-LED-E1-SL2-HSS-7060**

Issue Date: 03/03/2020

Test Information

Test Method: LM-79-08
Report Number: P162314
REPORT IS SCALED FROM IESNA LM-79-08 TEST DATA (P33726)
Test Lab: INNOVATION CENTER-P3
Issue Date: 03/03/2020
Manufacturer: COOPER LIGHTING SOLUTIONS (FORMERLY EATON)
Product Line: INVUE
Catalog Number: EMM-F01-LED-E1-SL2-HSS-7060
Description: EPIC MODERN MEDIUM DECORATIVE LED LUMINAIRE
(1) LIGHTBARS WITH AccuLED OPTICS - TYPE 2 W/ SPILL LIGHT CONTROL AND HOUSE SIDE SHIELD
Light Source: (7) 5700K CCT, 70 CRI LEDs
Ballast/Driver: -

Summary

Lumens per Lamp: N/A
Luminaire Lumens: 1476.7 lumens
Efficiency: N/A
Efficacy: 57.0 lumens/watt
Luminous Opening: Rectangular w/ Sides (W: 0.17' x L: 1' x H: 0.1')
IES Classification: Type II - Short - Non-Cutoff
BUG Rating: B0 - U0 - G1

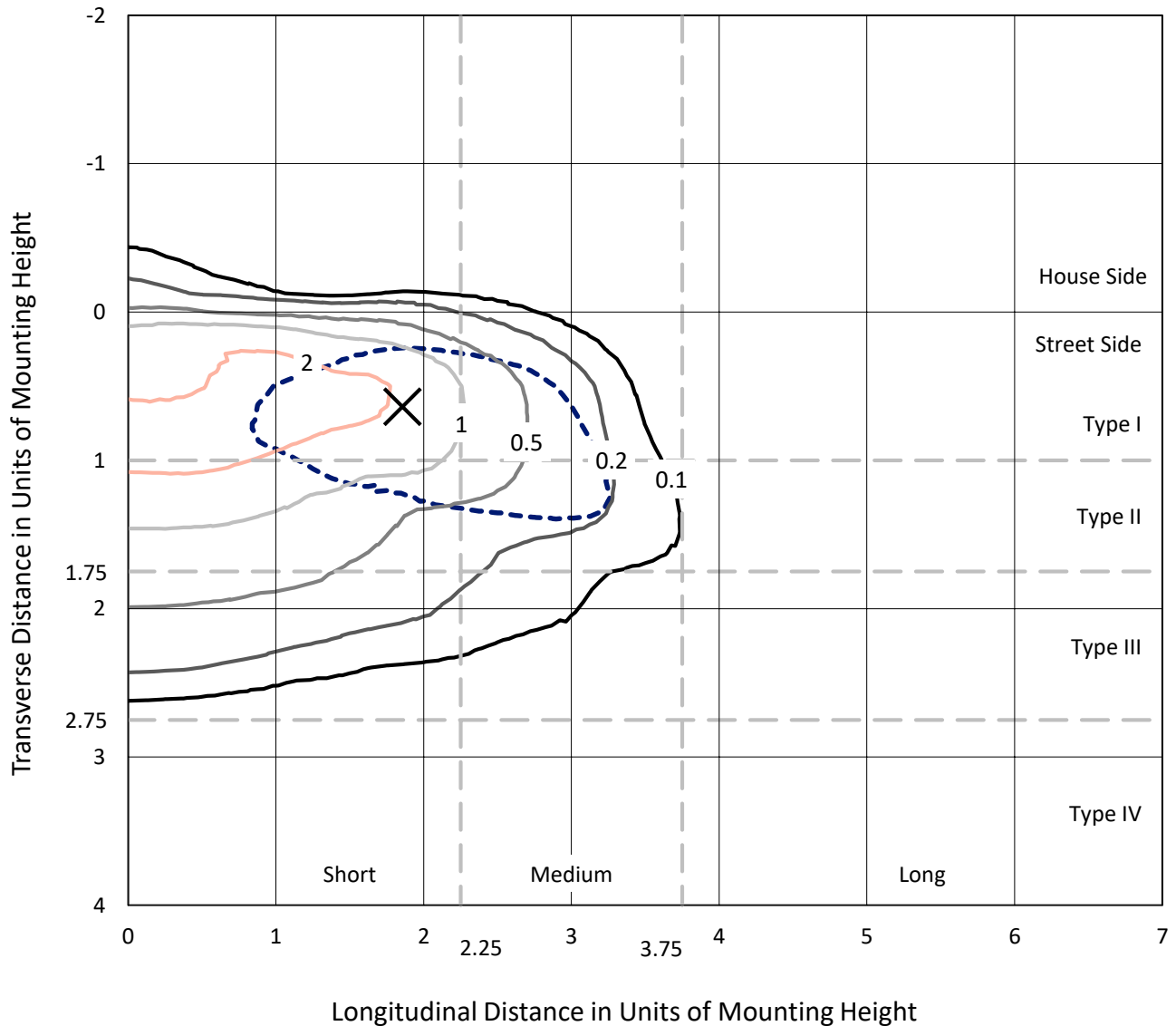
Input Watts (W): 25.9
Input Voltage (V): NR
Input Current (Ain): NR
Voltage Rise (V): NR
Power Factor: NR
Total Harmonic Distortion (THDi): NR
Frequency (hertz): 60
Stabilization Time: NR
Operation Time: NR
Ambient Temperature (°C): NR
Test Distance: 25 FT



REPORT NUMBER: P162314
 CATALOG NUMBER: EMM-F01-LED-E1-SL2-HSS-7060

Iso-Footcandle Lines of Horizontal Illumination

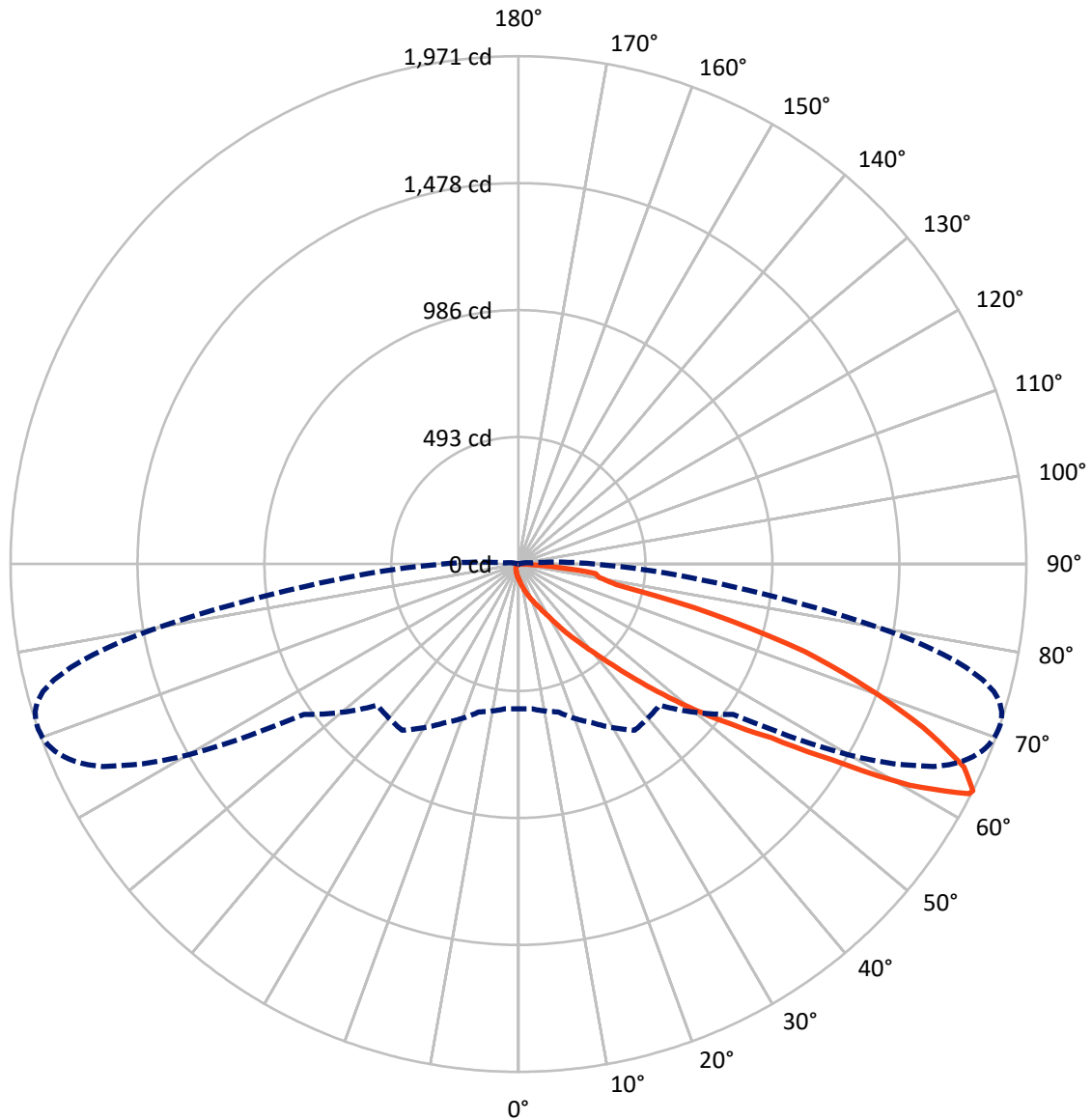
✕ Max cd
 - - - 1/2 Max cd



Based on 10 foot mounting height. Maximum calculated value = 3.1 fc
 Type II - Short - Non-Cutoff

REPORT NUMBER: P162314
CATALOG NUMBER: EMM-F01-LED-E1-SL2-HSS-7060

Luminous Intensity Polar Plot



— Vertical Plane Through 71-Deg Lateral - - - Horizontal Cone Through 63-Deg Vertical

REPORT NUMBER: P162314

CATALOG NUMBER: EMM-F01-LED-E1-SL2-HSS-7060

FLUX DISTRIBUTION:

		Downward	Upward	Total
House Side	Lumens	31.4	0.0	31.4
	% Fixture	2.1	0.0	2.1
Street Side	Lumens	1445.3	0.0	1445.3
	% Fixture	97.9	0.0	97.9
Total	Lumens	1476.7	0.0	1476.7
	% Fixture	100.0	0.0	100.0

Coefficient of Utilization

ZONAL LUMENS:

Zone	Lumens	% Fixture
0°-10°	6.3	0.4
10°-20°	24.3	1.6
20°-30°	49.3	3.3
30°-40°	120.5	8.2
40°-50°	269.5	18.2
50°-60°	378.9	25.7
60°-70°	445.6	30.2
70°-80°	160.9	10.9
80°-90°	21.5	1.5
90°-100°	0.0	0.0
100°-110°	0.0	0.0
110°-120°	0.0	0.0
120°-130°	0.0	0.0
130°-140°	0.0	0.0
140°-150°	0.0	0.0
150°-160°	0.0	0.0
160°-170°	0.0	0.0
170°-180°	0.0	0.0
0°-90°	1476.7	100.0
0°-180°	1476.7	100.0



REPORT NUMBER: P162314

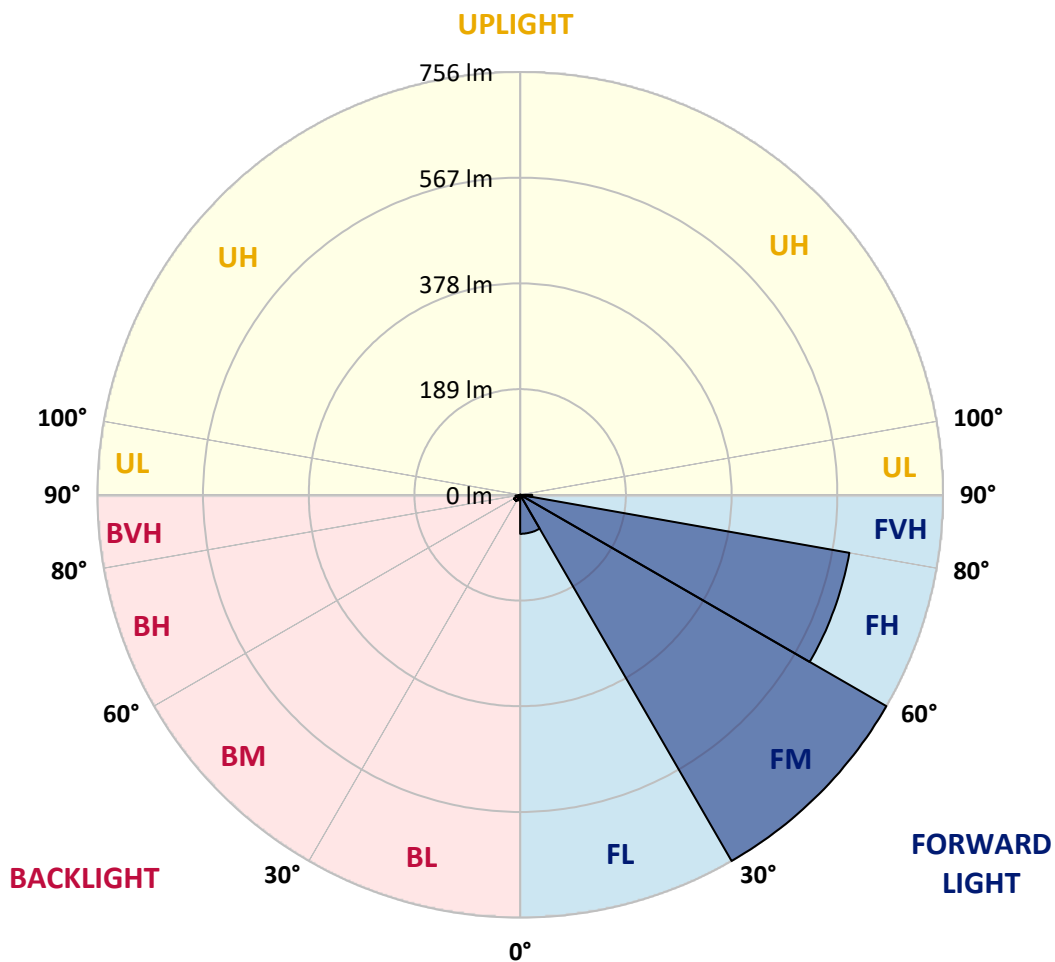
CATALOG NUMBER: EMM-F01-LED-E1-SL2-HSS-7060

LUMINAIRE CLASSIFICATION SYSTEM LUMEN TABLE AND BUG RATING:

Zone	Lumens	% Fixture	Zone Rating/Lumen Limit		
			B	U	G
FL (0°-30°)	69.8	4.7			
FM (30°-60°)	756.2	51.2			
FH (60°-80°)	597.9	40.5			G0/660
FVH (80°-90°)	21.5	1.5			G1/100
BL (0°-30°)	10.1	0.7	B0/110		
BM (30°-60°)	12.6	0.9	B0/220		
BH (60°-80°)	8.6	0.6	B0/110		G0/110
BVH (80°-90°)	0.0	0.0			G0/10
UL (90°-100°)	0.0	0.0		U0/0	
UH (100°-180°)	0.0	0.0		U0/0	

BUG Rating: B0-U0-G1

Type II Short





REPORT NUMBER: P162314

CATALOG NUMBER: EMM-F01-LED-E1-SL2-HSS-7060

CANDELA DISTRIBUTION (FULL):

	0°	5°	15°	25°	35°	45°	55°	56°	57°	58°	59°
0°	56.6	56.6	56.6	56.6	56.6	56.6	56.6	56.6	56.6	56.6	56.6
2.5°	74.1	74.9	74.4	73.0	71.4	69.3	67.4	67.4	67.1	66.3	66.6
5°	97.2	97.4	96.4	93.2	90.2	85.6	80.5	80.0	79.5	78.7	78.4
7.5°	119.7	120.8	119.7	116.2	110.3	103.3	95.3	94.5	92.9	92.9	91.8
10°	142.8	142.8	141.7	137.7	132.3	122.4	112.2	110.9	109.0	108.5	106.8
12.5°	159.2	159.2	158.7	156.5	152.2	143.4	131.0	129.7	127.3	126.4	124.6
15°	165.6	165.6	165.9	167.8	168.1	164.0	151.1	150.1	147.6	145.5	144.7
17.5°	169.7	169.4	169.4	172.1	176.9	179.6	171.3	170.2	167.5	166.5	163.8
20°	178.5	178.0	176.4	176.4	180.9	190.3	190.3	190.1	187.1	186.3	185.0
22.5°	191.7	191.1	186.3	182.3	184.4	196.2	207.3	206.7	205.6	204.6	203.7
25°	213.2	211.3	203.0	191.1	189.3	201.9	220.1	221.5	222.3	222.3	222.8
27.5°	245.6	243.2	228.5	206.4	198.1	211.0	234.4	237.0	239.5	240.0	242.4
30°	290.7	286.5	265.2	233.0	214.0	224.4	255.3	258.2	261.7	262.8	266.6
32.5°	364.8	362.4	342.0	293.7	252.9	250.7	284.6	288.3	292.9	294.8	299.3
35°	477.6	478.1	461.5	418.0	361.6	332.1	336.9	340.1	341.7	347.4	349.8
37.5°	554.1	555.4	559.2	542.0	501.8	471.7	433.8	437.3	429.0	429.8	430.1
40°	596.0	600.3	622.3	638.9	635.7	618.3	587.9	589.8	574.2	570.7	553.8
42.5°	623.9	629.5	664.7	716.2	742.5	758.4	751.4	750.6	738.5	734.0	719.7
45°	641.3	646.4	690.7	766.7	827.4	873.6	892.6	894.8	884.6	880.0	868.2
47.5°	640.5	646.4	694.0	785.5	874.9	948.7	1002.4	1005.1	1011.3	1007.3	1008.0
50°	605.1	610.7	658.5	753.6	860.9	983.1	1081.3	1089.9	1099.9	1106.6	1109.8
52.5°	562.1	566.2	608.6	698.8	801.3	968.9	1128.1	1142.8	1157.6	1170.2	1179.0
55°	546.3	550.9	584.2	659.1	753.6	909.3	1149.8	1171.5	1192.5	1213.2	1230.1
57.5°	554.6	558.9	582.8	640.3	725.1	846.4	1156.0	1189.8	1224.2	1257.7	1291.0
60°	585.2	589.8	610.2	657.7	717.6	810.2	1131.8	1187.9	1245.1	1303.6	1358.7
62.5°	573.2	575.0	605.1	688.3	771.3	779.3	1044.0	1122.4	1209.7	1299.9	1388.7
63°	561.6	563.8	594.4	680.0	787.6	774.8	1016.9	1099.6	1191.7	1288.9	1385.5
65°	509.3	509.5	532.9	600.5	769.4	782.8	896.1	975.0	1080.8	1197.3	1319.5
67.5°	380.1	378.2	400.8	452.3	604.0	783.1	769.1	813.4	887.0	990.3	1099.9
70°	134.8	131.8	168.3	239.7	376.4	640.5	660.9	663.9	684.3	740.1	808.8
72.5°	43.8	44.6	53.7	87.8	173.4	431.1	598.4	589.3	583.9	583.6	592.8
75°	17.4	17.7	21.5	38.9	77.8	207.8	524.0	529.1	531.0	533.7	536.7
77.5°	8.3	9.1	12.1	21.7	38.7	102.8	375.0	418.3	443.0	462.0	473.5
80°	3.0	3.5	6.7	13.4	18.0	47.2	197.6	238.4	274.6	321.4	361.6
82.5°	0.0	0.0	1.4	9.4	9.9	19.1	81.1	95.0	108.7	140.9	180.9
85°	0.0	0.0	0.0	2.7	3.0	3.2	27.4	33.0	37.0	43.2	49.9
87.5°	0.0	0.0	0.0	0.0	0.0	0.0	0.3	0.8	1.6	4.0	6.2
90°	0.0	0.0	0.0	0.0	0.0	0.0	0.0	0.0	0.0	0.0	0.0



REPORT NUMBER: P162314

CATALOG NUMBER: EMM-F01-LED-E1-SL2-HSS-7060

CANDELA DISTRIBUTION (continued):

	60°	61°	62°	64°	65°	66°	67°	68°	69°	70°	71°
0°	56.6	56.6	56.6	56.6	56.6	56.6	56.6	56.6	56.6	56.6	56.6
2.5°	66.0	65.8	65.8	65.2	65.0	64.4	64.2	63.4	63.1	63.1	63.1
5°	78.1	77.1	76.5	75.2	74.4	74.1	72.8	72.2	71.4	71.7	70.3
7.5°	91.5	89.7	88.9	87.0	86.4	84.6	84.0	82.7	81.9	80.3	79.7
10°	106.3	103.9	102.6	99.6	98.8	97.4	95.8	94.2	92.9	91.3	90.5
12.5°	123.2	121.1	120.0	116.0	114.1	112.2	110.1	107.9	105.8	104.4	102.6
15°	143.1	139.6	138.5	134.8	131.6	129.1	126.2	123.5	121.9	119.2	117.3
17.5°	162.7	159.2	158.4	152.8	149.3	147.6	144.4	140.9	138.0	135.3	132.3
20°	182.3	179.9	177.7	172.4	168.6	165.9	161.6	158.1	155.7	151.9	148.2
22.5°	201.9	199.5	197.8	192.2	188.7	185.0	181.2	177.5	174.0	169.4	165.1
25°	222.0	220.4	219.6	214.5	211.3	207.8	204.0	199.7	195.4	190.3	185.8
27.5°	242.9	243.5	241.9	240.8	237.3	234.9	229.0	226.0	222.8	216.7	211.0
30°	269.5	271.1	270.6	271.4	269.3	267.6	263.1	259.3	255.6	249.7	243.2
32.5°	303.1	305.2	306.3	309.3	308.2	307.7	306.3	300.9	298.3	288.1	285.4
35°	354.9	353.8	358.4	360.8	359.7	359.2	357.6	354.6	351.4	344.2	337.4
37.5°	422.3	423.3	425.0	420.1	416.9	416.6	411.8	408.9	404.3	396.2	388.2
40°	545.8	539.1	531.5	511.1	502.3	497.2	482.9	478.9	471.1	460.1	451.8
42.5°	706.3	699.6	677.0	643.0	624.7	599.4	587.9	573.7	562.7	544.7	535.0
45°	865.8	846.4	843.7	804.0	781.5	748.2	727.5	703.6	678.6	655.0	637.8
47.5°	1000.3	996.0	982.8	958.7	937.7	909.8	883.2	846.4	820.7	787.1	756.2
50°	1107.9	1107.6	1102.8	1088.9	1071.4	1048.8	1025.5	994.4	965.1	924.0	891.0
52.5°	1188.4	1192.7	1194.3	1190.1	1183.4	1163.5	1151.7	1125.6	1100.9	1066.0	1030.3
55°	1247.5	1263.4	1271.4	1280.5	1278.7	1271.7	1271.1	1254.2	1242.9	1215.3	1190.1
57.5°	1320.5	1346.6	1371.5	1415.8	1417.4	1433.0	1441.1	1449.1	1451.3	1440.3	1432.0
60°	1413.4	1466.6	1513.8	1606.4	1630.6	1668.7	1693.4	1720.3	1743.1	1744.9	1744.4
62.5°	1478.9	1560.8	1637.0	1774.5	1821.5	1865.5	1898.5	1924.6	1940.4	1956.5	1964.0
63°	1480.8	1570.4	1651.5	1793.3	1842.7	1884.5	1916.0	1940.1	1956.8	1966.4	1971.3
65°	1435.4	1544.2	1640.8	1782.0	1828.4	1870.6	1887.0	1902.8	1910.9	1914.6	1900.4
67.5°	1216.6	1322.9	1435.7	1593.5	1633.3	1683.8	1697.2	1705.2	1709.0	1708.2	1696.1
70°	909.8	998.9	1124.3	1304.7	1357.3	1406.7	1437.3	1450.5	1454.8	1453.4	1435.4
72.5°	635.2	687.5	790.9	991.7	1063.4	1126.7	1164.6	1184.2	1188.2	1180.1	1163.5
75°	533.4	536.1	559.5	669.2	736.4	804.0	846.7	859.0	851.0	826.6	784.2
77.5°	476.2	482.2	482.2	498.5	511.7	530.5	534.5	504.4	469.5	424.4	387.9
80°	399.5	420.1	434.6	446.7	448.0	444.3	434.4	417.4	390.6	356.3	318.1
82.5°	242.7	283.5	300.1	362.4	393.0	413.7	412.1	389.5	369.1	333.4	300.9
85°	61.2	66.0	71.7	93.2	104.4	127.5	142.0	148.7	151.1	138.8	125.6
87.5°	5.9	4.0	6.7	5.1	7.3	5.4	7.3	6.7	8.3	8.9	9.7
90°	0.0	0.0	0.0	0.0	0.0	0.0	0.0	0.0	0.0	0.0	0.0



REPORT NUMBER: P162314

CATALOG NUMBER: EMM-F01-LED-E1-SL2-HSS-7060

CANDELA DISTRIBUTION (continued):

	72°	73°	74°	75°	76°	77°	78°	79°	80°	81°	82°
0°	56.6	56.6	56.6	56.6	56.6	56.6	56.6	56.6	56.6	56.6	56.6
2.5°	62.5	62.3	62.0	61.8	61.5	61.2	60.7	60.7	60.1	59.9	59.6
5°	69.5	69.0	68.7	68.2	67.4	66.8	66.0	65.0	64.2	63.9	63.4
7.5°	78.4	77.1	76.5	75.7	74.6	73.0	71.9	71.2	69.8	69.0	67.4
10°	88.3	87.0	85.4	83.7	82.1	80.3	78.9	77.8	75.7	74.6	72.8
12.5°	100.9	98.5	96.7	94.5	92.4	90.2	88.6	85.4	83.5	81.1	79.5
15°	113.8	111.7	109.5	106.8	103.6	100.1	98.5	95.6	93.2	89.4	87.2
17.5°	129.4	125.4	122.1	118.9	116.0	112.7	109.5	105.0	101.5	98.3	94.0
20°	144.7	139.9	136.4	132.1	127.8	122.7	118.9	115.7	110.9	106.6	102.0
22.5°	161.1	156.2	150.6	146.3	140.4	136.4	131.3	125.9	121.1	115.4	109.8
25°	180.9	175.8	169.4	163.8	157.0	151.4	145.2	139.1	133.2	126.7	119.5
27.5°	205.4	200.0	193.0	186.3	177.5	170.5	164.6	156.2	148.7	140.7	132.3
30°	236.2	230.3	221.7	212.1	203.2	195.4	187.1	176.1	167.8	158.1	147.4
32.5°	276.5	269.5	258.0	248.9	237.9	227.6	216.1	205.1	193.3	180.7	168.3
35°	327.3	320.8	307.4	294.0	281.9	269.8	255.3	242.7	226.0	210.7	194.9
37.5°	379.9	368.3	356.0	341.5	326.4	311.9	294.2	276.8	257.7	241.1	221.2
40°	440.0	426.1	415.8	400.3	379.1	358.4	342.0	320.3	296.4	274.1	250.7
42.5°	522.4	506.8	488.6	465.0	449.7	425.5	404.3	378.5	347.1	322.1	294.0
45°	617.7	596.5	578.8	556.0	537.4	507.4	482.7	448.3	416.9	384.1	349.8
47.5°	726.5	700.1	674.4	651.8	622.3	592.8	561.3	524.8	484.6	448.6	407.8
50°	851.3	814.0	778.3	749.3	708.7	674.6	640.5	599.4	554.9	513.6	467.1
52.5°	990.1	946.8	899.6	855.0	808.1	764.3	723.2	676.0	626.3	575.8	524.0
55°	1157.6	1125.1	1069.5	1012.9	950.1	891.5	838.7	780.1	719.7	653.4	598.9
57.5°	1419.9	1404.0	1357.6	1300.9	1219.1	1147.9	1058.3	986.6	899.1	807.8	737.4
60°	1775.3	1755.7	1729.6	1683.8	1618.8	1522.1	1423.3	1312.0	1178.8	1052.4	932.3
62.5°	1964.8	1957.8	1936.6	1905.0	1844.3	1768.0	1668.5	1546.0	1395.7	1242.2	1089.1
63°	1970.5	1961.6	1943.4	1911.1	1857.7	1783.9	1686.2	1567.2	1420.1	1263.6	1107.4
65°	1894.2	1890.7	1872.2	1837.1	1800.5	1744.2	1668.5	1566.2	1442.7	1294.8	1139.3
67.5°	1680.0	1669.5	1641.1	1630.3	1604.8	1565.6	1507.9	1437.6	1349.3	1233.0	1098.8
70°	1420.9	1405.4	1369.7	1350.6	1319.5	1294.8	1259.6	1209.4	1154.9	1073.8	973.7
72.5°	1146.3	1114.1	1081.3	1031.7	988.2	944.2	905.2	869.8	809.9	777.2	701.2
75°	744.4	685.9	629.8	554.6	487.0	427.1	368.8	339.3	277.8	252.9	217.2
77.5°	353.3	320.5	276.5	242.4	198.9	162.4	132.6	99.6	78.1	61.2	46.7
80°	285.1	257.5	230.9	200.0	167.2	133.4	102.3	76.5	54.2	37.6	26.6
82.5°	254.2	224.2	191.4	170.2	147.9	121.1	99.3	81.1	59.9	43.8	29.8
85°	98.8	83.2	64.2	52.3	40.8	33.5	30.3	21.0	16.4	12.9	9.9
87.5°	8.6	7.0	5.6	3.8	4.0	2.1	2.4	1.6	1.4	1.4	1.1
90°	0.0	0.0	0.0	0.0	0.0	0.0	0.0	0.0	0.0	0.0	0.0



REPORT NUMBER: P162314

CATALOG NUMBER: EMM-F01-LED-E1-SL2-HSS-7060

CANDELA DISTRIBUTION (continued):

	83°	84°	85°	86°	87°	88°	89°	90°	95°	105°	115°
0°	56.6	56.6	56.6	56.6	56.6	56.6	56.6	56.6	56.6	56.6	56.6
2.5°	59.3	59.1	58.8	58.3	58.3	57.7	57.5	57.2	55.9	52.9	50.5
5°	62.3	61.8	61.2	60.4	59.9	59.1	58.5	57.7	54.8	49.1	44.3
7.5°	66.6	65.5	64.7	63.1	62.3	61.2	60.4	59.1	54.2	45.6	38.9
10°	71.7	69.8	68.4	66.6	65.0	63.6	62.3	60.4	53.7	41.9	34.1
12.5°	77.8	75.7	73.0	70.9	68.7	66.8	65.0	62.5	52.9	38.7	30.3
15°	84.0	80.8	78.9	76.0	73.0	70.3	67.7	65.5	53.2	35.2	27.1
17.5°	91.0	87.8	83.7	80.5	77.3	73.8	70.6	66.3	51.8	32.5	24.7
20°	97.7	93.2	89.4	85.4	80.8	76.5	72.5	68.7	50.7	29.8	22.6
22.5°	105.0	99.6	94.8	89.7	84.0	79.2	74.4	69.5	48.8	27.4	20.7
25°	113.8	107.7	100.7	94.5	88.6	82.7	76.5	70.6	47.0	25.2	19.3
27.5°	124.6	116.5	109.5	101.7	93.4	85.9	79.2	72.8	45.1	23.6	18.0
30°	138.2	128.9	118.9	109.0	100.1	91.5	82.1	74.1	43.2	22.0	16.6
32.5°	156.5	144.7	132.6	121.1	109.3	98.3	88.3	77.8	42.2	20.7	15.3
35°	180.7	165.4	150.6	136.1	121.9	108.5	95.6	83.7	42.2	19.1	13.7
37.5°	203.5	185.8	167.0	149.0	132.1	116.5	101.2	87.0	40.0	17.7	12.3
40°	228.2	207.0	185.0	163.8	143.4	124.0	106.6	90.2	38.1	16.1	11.0
42.5°	266.0	239.2	210.5	185.8	161.3	137.5	115.7	96.4	35.7	14.5	9.7
45°	315.7	281.6	247.8	217.7	186.6	157.3	131.6	107.7	35.2	13.2	8.3
47.5°	368.8	328.6	288.9	250.5	214.0	179.9	149.0	120.3	35.2	11.8	7.3
50°	421.7	371.3	328.9	284.3	243.2	203.0	166.2	133.4	35.4	10.7	5.9
52.5°	469.5	415.6	368.1	316.5	271.1	224.4	184.4	146.3	34.9	9.4	4.8
55°	535.8	472.5	417.4	360.5	307.4	254.8	209.4	165.6	35.2	8.3	4.0
57.5°	658.0	583.6	517.3	442.7	381.5	313.6	258.5	205.4	38.4	7.0	3.0
60°	833.3	736.6	643.5	552.5	474.6	393.8	322.4	259.9	45.1	5.6	2.1
62.5°	951.1	824.7	713.5	613.1	522.7	438.1	360.3	289.1	49.7	4.6	1.4
63°	963.2	832.5	720.8	617.2	524.8	440.3	361.9	291.3	49.9	4.3	1.4
65°	986.0	845.9	724.8	618.0	522.7	437.3	360.8	291.0	50.5	3.5	1.1
67.5°	960.0	825.2	701.5	594.9	503.9	419.9	347.4	280.3	50.2	2.4	0.8
70°	858.5	746.8	638.1	538.8	456.1	380.1	316.2	255.6	46.2	1.6	0.5
72.5°	630.3	554.4	470.1	398.4	343.6	285.4	243.5	191.9	35.7	1.1	0.3
75°	186.8	170.2	143.1	126.2	111.4	92.1	81.9	63.9	18.3	0.5	0.0
77.5°	37.3	33.8	30.3	27.6	26.0	22.3	21.2	17.4	7.5	0.3	0.0
80°	19.6	16.1	13.7	12.1	10.5	8.6	7.3	5.9	1.4	0.0	0.0
82.5°	18.8	12.6	9.1	7.5	6.4	5.1	4.0	3.0	0.8	0.0	0.0
85°	7.0	5.4	4.0	3.2	2.7	2.4	1.9	1.6	0.0	0.0	0.0
87.5°	1.1	0.8	0.8	0.5	0.5	0.3	0.3	0.3	0.0	0.0	0.0
90°	0.0	0.0	0.0	0.0	0.0	0.0	0.0	0.0	0.0	0.0	0.0



REPORT NUMBER: P162314

CATALOG NUMBER: EMM-F01-LED-E1-SL2-HSS-7060

CANDELA DISTRIBUTION (continued):

	125°	135°	145°	155°	165°	175°	180°
0°	56.6	56.6	56.6	56.6	56.6	56.6	56.6
2.5°	48.1	45.9	44.8	43.5	43.5	43.2	43.8
5°	40.0	37.0	34.9	33.3	33.5	32.8	33.0
7.5°	33.8	30.9	29.0	27.9	27.6	27.4	27.4
10°	29.3	26.6	25.0	24.2	23.9	23.9	23.9
12.5°	26.0	23.4	22.0	21.5	21.5	21.2	21.2
15°	23.4	21.2	19.9	19.3	19.3	19.1	19.3
17.5°	21.2	19.1	18.0	17.4	17.4	17.2	17.2
20°	19.3	17.4	16.4	15.6	15.6	15.3	15.6
22.5°	17.7	15.8	14.5	13.9	13.7	13.4	13.7
25°	16.1	14.2	12.9	12.1	11.8	11.8	11.5
27.5°	14.8	12.9	11.3	10.5	10.2	10.2	9.9
30°	13.4	11.3	9.7	8.9	8.6	8.6	8.6
32.5°	12.1	9.7	8.3	7.5	7.3	7.3	7.3
35°	10.7	8.3	7.0	6.2	5.9	5.9	5.9
37.5°	9.1	7.0	5.4	4.8	4.6	4.3	4.3
40°	7.8	5.4	4.0	3.5	3.0	3.0	3.0
42.5°	6.4	4.3	3.0	2.1	1.9	1.6	1.9
45°	5.4	3.2	1.9	1.1	0.8	0.8	0.8
47.5°	4.3	2.1	0.8	0.3	0.3	0.3	0.3
50°	3.2	1.4	0.3	0.0	0.0	0.3	0.3
52.5°	2.4	0.8	0.0	0.0	0.0	0.0	0.0
55°	1.4	0.3	0.0	0.0	0.0	0.0	0.0
57.5°	0.8	0.0	0.0	0.0	0.0	0.0	0.0
60°	0.5	0.0	0.0	0.0	0.0	0.0	0.0
62.5°	0.3	0.0	0.0	0.0	0.0	0.0	0.0
63°	0.3	0.0	0.0	0.0	0.0	0.0	0.0
65°	0.3	0.0	0.0	0.0	0.0	0.0	0.0
67.5°	0.0	0.0	0.0	0.0	0.0	0.0	0.0
70°	0.0	0.0	0.0	0.0	0.0	0.0	0.0
72.5°	0.0	0.0	0.0	0.0	0.0	0.0	0.0
75°	0.0	0.0	0.0	0.0	0.0	0.0	0.0
77.5°	0.0	0.0	0.0	0.0	0.0	0.0	0.0
80°	0.0	0.0	0.0	0.0	0.0	0.0	0.0
82.5°	0.0	0.0	0.0	0.0	0.0	0.0	0.0
85°	0.0	0.0	0.0	0.0	0.0	0.0	0.0
87.5°	0.0	0.0	0.0	0.0	0.0	0.0	0.0
90°	0.0	0.0	0.0	0.0	0.0	0.0	0.0

(END OF REPORT)